Onyx line
DISTRIBUTION LIMITED

PRODUCT CATALOGUE

Contents

01 WHO WE ARE

02 POWER SOLUTIONS

03 **GROVOLT**

05 HIGH FREQUENCY INVERTERS

07 LOW FREQUENCY INVERTERS

17 LITHIUM BATTERIES

20 TUBULAR BATTERIES

23 MPPT CHARGE CONTROLLER

25 SOLAR STREET LIGHT

30 **SOLIS**

31 HIGH VOLTAGE INVERTERS

33 HYBRID INVERTERS

35 ON-GRID INVERTERS

39 PROJECTS

45 **TIGER**

51 **TP-LINK**

53 OUR PRESENCE

POWER SOLUTIONS

WHO WE ARE?

ONYXLINE DISTRIBUTION LTD, established in 1998. Our headquarter Based in Dubai, United Arab Emirates, which is a professional hi-tech company specialized in Power Products and Networking Solution, installation and after-service.

We have 12 branches with official distributors in more than 70 countries all over the globe including our branch in Lagos, Nigeria which is leading and covering the market of West African Countries.

Our established partnerships with top industry brands allow us to provide the most effective, superior assemblies and supply a range of accessory products.

Our products have become synonymous with technological innovation, build quality and unparalleled customer service and are highly spoken of by our customers worldwide.

WHAT IS OUR VISION ?

To deliver international quality products, ONYXLINE DISTRIBUTION LTD has been certified by the following policies: ISO9001, CE, IEC, SAA, S O N C A P. In the future, ONYXLINE DISTRIBUTION LTD will continue to follow existing rules and regulations and be certifed by different international rules and regulations

WHAT IS OUR MISSION?

At Onyxline Distribution Limited, our main mission is to;
1. To Explore our Service
2. Programs & Initiatives

GROVOLT

...we bring the sun to earth

GROVOLT is a distinguished brand in the solar energy sector, specializing in offering complete solutions that encompass solar systems, batteries, inverters, charge controllers, and solar street lights. Driven by a bold vision to empower individuals and businesses to harness clean, sustainable energy, GROVOLT provides high-qualityproducts that are both efficient and reliable.

Innovation lies at the heart of GROVOLT's philosophy, with the company leveraging the latest technologies to create advanced products that meet the diverse needs of its customers. By focusing on delivering integrated energy solutions, GROVOLT enables communities to utilize solar energy effectively, making it both accessible and affordable.

Committed to sustainability and environmental stewardship, GROVOLT is paving the way toward a future where clean energy is available to all. The company continually advances its products, ensuring that customers receive solutions that offer outstanding performance and cost-effectiveness.

Elevate your living experience with our Lithium Batteries

HIGH FREQUENCY INVERTERS

Ragnar Series

- Pure Sine Wave
- Led Display
- Built-in MPPT solar charger.
- User adjustable charging current and voltage.
- WiFi monitoring externally
- BMS button compatible with wide range of lithium brands batteries.

3 YEARS WARRANTY

UP TO 12 UNITS IN PARALLEL

Technical Sheet

Model	GI-R24-4KW-GO	GI-R48-6KW-GO	GI-R48-12KW-GO
Rated Output Power	4000VA	6000VA	12000VA
	4000W	6000W	12000W
Nominal DC Input Voltage	24V	48V	48V
Input Voltage Waveform	Sinusoidal utility of generator)		
Nominal Input Voltage	230Vac		
Low Line Voltage Disconnect	90Vac±3V(For Home Appliances) 170Vac±3V(For Computers)		
Low Loss Voltage Re-connect	100Vac±3V(For Home Appliances) 180Vac±3V(For Computers)		
High Line Voltage Re-connect	270Vac+3V		
Max AC Input Voltage	280Vac+3V		
Nominal Input Frequency	50Hz/60Hz(Auto detection)		
Low Line Frequency Disconnect	40±1Hz		
Low Line Frequency Re-connect	42±1Hz		
High Line Frequency Disconnect	65±1Hz		
High Line Frequency Re-connect	63±1Hz		
Output Voltage Waveform	As same as input waveform		
Output Short Circuit Protection	Line mode: Circuit Breaker Battery mode: Electronic Circuits		
Efficiency (Line Mode)	>95% (Rated R load, battery full charged)		
Transfer Time (Single Unit)	10ms typical (UPS); 20ms typical (Appliances)		
Transfer Time (Parallel)	50ms typical		
Pass Through Without Battery	Yes		
Max . Bypass Overload Current	28A	40A	70A
Max . Bypass Input Current	28A	50A	90A
Max . Inverter/ Rectifier Current	18.2A/4000W	27.3A/6000W	50A/12000W
Solar Charging & Grid Charging			
Max. PV Open Circuit Voltage	50V		
PV Voltage Range	85V-450V		
Max. Input Power	4000W	6000W	12000W
Max. Solar Charging Current	120A	120A	210A
Max. Charging Current (PV+Grid)	120A	120A	210A
Max. Input Current	15A	27A	27A
Min. Startup Voltage	**80V**		

...we bring the sun to earth

GROVOLT

LOW FREQUENCY INVERTERS

Change your system to Cutting-edge and highest efficiencies.

"electrify your expectations."

LOW FREQUENCY INVERTERS

Amuma Plus Series

- Pure Sine Wave
- Auto restart when Ac is recovering
- Built-in solar charger.
- Built-in Transformer
- WiFi monitoring externally
- Power Saving Mode

Technical Sheet

Capacity (VA)	GAP-1512	GAP-2024	GAP-3024	GAP-7548	GAP-12548
Input Voltage(DC)	12V	24V	24V	48V	48V
Nominal Voltage	220VAC				
Voltage Range	154-265VAC (AC Model);185-264VAC±3V(UPS Model)				
Frequency	50-60HZ Auto sensing				
Power Factor	0.8				
Rated Power	1200W	1600W	2400W	6000W	10000W
Voltage	220VAC				
Frequency	50/60HZ				
Waveform	Pure Sine Wave				
Transfer Time (AC to DC)	<8ms				
Transfer Time (DC to AC)	<8ms				
Output Voltage Regulation	±10%				
Bypass Mode	Yes				
Saver Mode	Yes				
Efficiency	>98%				
Input Protection	Circuit Breaker				
Output Protection	Circuit Breaker				
Battery Type	AGM-Deep Cycle ,Gel/Turbular/Lithium Battery				
Charging Current	20A	24A	48A	52A	80A
Low Level Disconnect (Selectable)	10V or 10.5V	20V or 21V		40V or 42V	40V or 42V
Protections					
LCD Indicator Status	AC input voltage/input frequency, Output Voltage/Frequency, Battery voltage, Load current etc.				
LED Indicator Status	AC Line In:Green/Inverter:Green/Charging :Yellow/Alarm :Red				
Low Battery Alarm	Audible alarm-5 seconds beeping				
Overload Alarm	Audible alarm- continuous beeping				
Fault	Audible alarm- continuous beeping				
Temperature	0-40℃				
Humidity	—10℃~90℃ Non condensing				
Accoustic Noise (db)		>55dB			
Size L*W*H(mm)	490*312*125MM	465*310*135MM		545*400*200MM	
Carton size L*W*H(mm)	430*330*173MM	555*375*198MM		660*460*270MM	
Weight (kg)	10.85	14.98	17.87	38.21	42

LOW FREQUENCY INVERTERS

Amuma Plus Hybrid Series

- Pure Sine Wave
- Auto restart when Ac is recovering
- Support Lithium Battery with Auto wake up
- Built-in Transformer
- WiFi monitoring externally
- Power Saving Mode

Technical Sheet

Capacity (VA)	GAP-1512	GAPS-2012	GAPS-2024	GAPS-3024	GAPS-5048	GAPS-10048
Input Voltage(DC)	12V	12V	24V	24V	48V	48V
Nominal Voltage	220VAC					
Voltage Range	154-265VAC (AC Model);185-264VAC±3V(UPS Model)					
Frequency	50-60HZ Auto sensing					
Power Factor	0.8					
Rated Power	800W	1200W	1600W	2400W	4000W	8000W
Voltage	220VAC					
Frequency	50/60HZ					
Waveform	Pure Sine Wave					
Transfer Time (AC to DC)	<8ms					
Transfer Time (DC to AC)	<8ms					
Output Voltage Regulation	±10%					
Bypass Mode	Yes					
Saver Mode	Yes					
Efficiency	>98%					
Input Protection	Circuit Breaker					
Output Protection	Circuit Breaker					
Battery Type	AGM-Deep Cycle ,Gel/Turbular/Lithium Battery					
Charging Current	20A	48A	32A	48A	30A	64A
Low Level Disconnect (Selectable)	10V or 10.5V		20V or 21V		40V or 42V	40V or 42V
PWM (Optional) controller Voltage	15VDC-50VDC		30VDC-105VDC			
MPPT(Optional) controller Voltage	15VDC-150VDC for 12V ; 30-150VDC for 24V; 60-150V for 48V					
Maximum PV array power	720W		1600W		3200W	6000W
Maximum PV array open circuit voltage	PWM:50VDC		PWM:105VDC		MPPT:150VDC	MPPT:150VDC
Maximum solar charge current	60A		60A			120A
Protections	Over load, over temp, over charging, battery low, battery reverse connect, high AC voltage etc.					
LCD Indicator Status	AC input voltage/input frequency, Output Voltage/Frequency, Battery voltage, Load current etc.					
LED Indicator Status	AC Line In:Green/Inverter:Green/Charging :Yellow/Alarm :Red					
Low Battery Alarm	Audible alarm-5 seconds beeping					
Overload Alarm	Audible alarm- continuous beeping					
Fault	Audible alarm- continuous beeping					
Temperature	0-40℃					
Humidity	—10℃-90℃ Non condensing					
Accoustic Noise (db)	>55dB					
Size L*W*H(mm)	490*312*125MM	465*310*135MM			545*400*200MM	
Carton size L*W*H(mm)	430*330*173MM	555*375*198MM			660*460*270MM	
Weight (kg)	10.85	14.5	14.98	19.5	23.33	40

LOW FREQUENCY INVERTERS

Ricco Plus Series

- Pure Sine Wave
- Strong protection on Surge & thunder
- Power Saving Mode
- Lithium Auto Wake-up Function
- Smart battery charger design
- Auto Restart Function

Technical Sheet

Capacity (VA)	RP-2500	RP-3500	RP-3548	RP-5024	RP-5000	RP-8000	RP-10000
Rated Power	2000W	2800W	2800W	4000W	4000W	6400W	8000W
Voltage(DC)	24V	24V	48V	24V	48V	48V	48V
Nominal Voltage	220VAC						
Voltage Range	154-265VAC ;185-264VAC (selectable)						
Frequency	50-60HZ Auto sensing						
Power Factor	0.8						
Voltage	220VAC						
Frequency	50/60HZ						
Waveform	Pure Sine Wave						
Transfer Time (AC to DC)	<8ms						
Transfer Time (DC to AC)	<8ms						
Output Voltage Regulation	±10%						
Bypass Mode	Yes						
Saver Mode	Yes						
Efficiency	>98%						
Input Protection	Circuit Breaker						
Output Protection	Circuit Breaker						
Battery Type	LITHIUM/VRLA / GEL /DEEP CYCLE / FLOOD						
Charging Current	25A	35A	20A	53A	30A	44A	55A
Low Level Disconnect (Selectable)	20V -22V	20V -22V	40V-44V	20V -22V	40V-44V	40V-44V	40V-44V
LCD Indicator Status	AC input voltage/input frequency, Output Voltage/Frequency, Battery voltage, Load current etc.						
LED Indicator Status	AC Line In:Green/Inverter:Red/Charging :Yellow/Alarm :Red						
Low Battery Alarm	Audible alarm-5 seconds beeping						
Overload Alarm	Audible alarm- continuous beeping						
Fault	Audible alarm- continuous beeping						
Temperature	0-60C						
Humidity	—10C~90C Non condensing						
Accoustic Noise (db)	>55dB						
Size L*W*H(mm)	470mm*335mm*210mm					720mm*335mm*210mm	
Weight (kg)	18.5	20	20	22	22	30	33

GROVOLT
11-11
11-8
11-10
11-9
11-7
11-6
11-5
11-4
Experience the web like never before.

GROVOLT

Efficiency, reliability,
and style for your home.

LITHIUM BATTERIES

5kwh-51.2V, 11kwh-51.2V, 15kwh-51.2KV

- With detection of Voltage Current & Temp. Detection
- With weak power switch , sleep and wake function.
- With short-circuit & anti-reverse connection protection
- With built-in automatic fire extinguishing device, the product is safer.
- Wide Working Temperature Range
- Using high stability of lithium iron phosphate batteries, safe and reliable

Technical Sheet

Model	GLPB-5051	GLPB-1151	GLPB-1551
Usable Capacity	5120WH	11776WH	15360WH
Rated Voltage	51.2V	51.2V	51.2V
Cells Voltage	3.2V	3.2V	3.2V
Cells Quantity	16 PCS	16 PCS	16 PCS
Voltage Range	43.2-59.2	43.2-59.2	43.2-59.2
Max Continuous Charge Current	100A	100A	150A
Max Continuous Discharge Current	100A	100A	200A
Recommend Output Power	2500W	5000W	7650W
Display Screen	LED Display	LED Display	LED Display
DOD	≥95%	≥95%	≥95%
Modules Connection	1-16 in parallel	1-16 in parallel	1-16 in parallel
Communication	485/CAN	485/CAN	485/CAN
Ingress Protection	Ip21	Ip21	Ip21
Cycle Life	≥6000	≥6000	≥6000
Working Temp. Range	Discharge:-10℃to+50℃, Charge:+0℃to+60℃		
Product Dimension (MM)	720*480*170	785*510*293	970*600*250
Package Dimension (MM)	820*580*311	860*580*470	1070*620*430
Product N.W.(kg)	55.18kg	81.85kg	128.85kg
Product G.W.(kg)	62.82kg	90.5kg	149kg
Max.Charging Voltage	58.4V	58.4V	58.4V
Floating charging Voltage	57.6V	57.6V	57.6V

LITHIUM BATTERIES

High Voltage Battery
50KWH /350V to 512V

Convenient
Quick installation, standard 19-inch embedded designmodule is comfortable for installation and maintenance.

Safe and Reliable
Cathode material is made from LiFePO4 with safety performance and long cycle life, The module has self-discharge, up to 6 months without charging it on shelf, no memory effect, excellent performance of shallow charge and discharge.

Eco-Friendly
The whole module is non-toxic, non-polluting and environmentally friendly.

Wide Temperature
Working temperature range is from -20 C to 55 C, with excellent discharge performance and cycle life.

Technical Sheet

Cell chemistry	LIFePO4
Module energy(kWh)	5.12
Module nominal voltage(V)	5.12
Module capacity(Ah)	100
Cell model/ Configuration	3.2V 100Ah /160S1 P
System nominal voltage(V)	512
System operating voltage(V)	432 to 560
System energy(kWh)	51.2
Charge Discharge Current(A) {Recommend}	50
Charge Discharge Current(A) {Max}	100
Working temperature	Charge: 0℃-55℃ ; Discharge: -20℃~55C
Communication port	CAN2.0/RS485/WIFI
Hurnidity	5-85%RH Humidity
Altitude	<2000 m
IP rating of enclosure	Ip20
Dimension (W*D*H,mm)	538*492*1691
Weight approximate(kg)	465
Installation location	Rack Mounting
Storage temperature℃	O℃~35℃
Recommend depth of discharge	90%
Cycle life	25+2℃, 0.5C/0.5C, EOL70%>6000

TUBULAR BATTERIES

220AH / 12V

The Epitome Of Solar Power

- Up to 66kg
- Up to 18 months Warranty
- Cycle life span (80% DOD) 1600
- Low water Loss
- Low Self Discharge
- Consistent Backup throughout Life

Technical Sheet

Model	Nominal Voltage	Rated Capacity 10Hr @27°C (Ah)	Length (+/-3mm)	Width (+/-3mm)	Height (+/-3mm)	Battery Weight (Kg) (+/-3%)	Terminal Type
(12 v 220 AH)	12	220	495	190	430	66 (N.W 64.5)	L

Electrical Parameters & Charging Profile
Battery Specified Capacity Test @ 27°C

Model	C 10 @10.5V	C 5 @10.5V	C 3 @10.5V	C 1 @10.5V
(12 V220AH)	220	183	158	110
		AH & WH Efficiency		
Ah Efficiency	>90%	Wh Efficiency		>75%

Specific Gravity & Self Discharge w.r.t Temperature

	Add	Substract
CHARGE TEMPERATURE COMPENSATION	0.005 volt per cell for every 1°C below 25°C 0.0028 volt per cell for every 1°F below 77°F	0.005 volt per cell for every 1°C below 25°C 0.0028 volt per cell for every 1°F below 77°F
OPERATIONAL DATA	-4°F to 131°F (-20°C to +55°C) At temperature below 32°F (O°C) maintain a state of charge greater than 60%.	As per discharge Graph

Expected Life

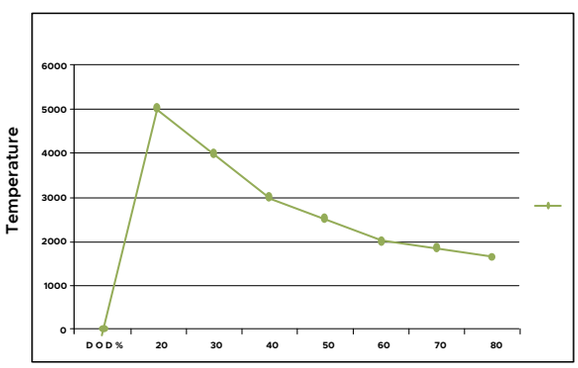

Charging Instructions

Charging Voltage Settings (at 77° F/25°C)			
System Voltage	12V	24V	48V
Maximum Charge Current	20 Apm		
Maximum Charging Current	4 Apm		
Absorption Voltage	14.4	28.8	57.6
Float Voltage	13.6	27.2	54.4
Equalization Voltage	16	32	64
Do not install or charge batteries in a sealer or non-ventilated compartment. Constant under or overcharging will damage the battery and shorten its battery as with any battery.			
Periodic Charge	Provide a periodic freshening charge to maintain a SOC greater than the threshold of 70%		

MPPT CHARGE CONTROLLER

40A, 60A, 80A, 100A, 120A.

- 12V/24V/48V adaptive
- Wall-Mountable Design
- Adjustable parameters press button
- High tracking efficiency & high conversion efficiency
- LED Display
- With input/output reverse protection function

Technical Sheet

Model		MPPT40A	MPPT60A	MPPT80A	MPPT100A	MPPT100A-96V	MPPT100A-96V
System voltage		12V/24V/48V(Adaptive)				96V	
Nominal current		40A	60A	80A	100A	80A	100A
Charging mode		MPPT maximum power point tracking					
Applicable battery type		Sealed lead acid battery, GEL lead acid battery, open lead acid battery (can also customize parameters for other types of battery charging)					
Charging method		Three stages: constant current, constant voltage, floating charge					
PV input maximum open circuit voltage (VOC)		DC150V				DC250V	
Starting time		≤10s					
Dynamic response recovery time		≤500us					
Static power		≤4W		≤8W		≤8W	
MPPT Tracking efficiency		≥99.5%					
Overall efficiency		≥98%					
System identified voltage	12V	9～16V				72～128V	
	24V	18～32V					
	36V	27～48V					
	48V	36～64V					
Photovoltaic input voltage	12V	20～150V				128～250V	
	24V	36～150V					
	36V	48～150V					
	48V	64～150V					
Solar panel rated input power	12V	540W	800W	1040W	1300W	/	
	24V	1080W	1600W	2080W	2600W		
	36V	1620W	2400W	3120W	3900W		
	48V	2160W	3200W	4160W	5200W		
	96V	/				8320W	10400W
Load voltage		Same as the battery voltage					
Nominal load current		40A	60A	80A	100A	80A	100A
Load control method		Normally on&off mode					
Load undervoltage protection		10.5V*N (N stands for batteries number) Parameters can be adjustable					
Cooling		Air Cooling					
Display		HD LCD backlight display					
Protections		Input and output over&low-voltage protection, input and output anti-reverse protection, over-temperature protection, load over-current protection					
Temperature compensation coefficient		-3mV/℃/2V					
Working temperature		—20℃～+50℃					
Storage temperature		—40℃～+70℃					
Accoustic Noise(db)		≤50dB					
Humidity		0～90%RH					
Working altitude		0～3000M					
Communication Type		Rs485					
Suggested wire specification		7AWG/10mm²	6AWG/16mm²	4AWG/25mm²	2AWG/35mm²	4AWG/25mm²	2AWG/35mm²
Dimension, L×W×H		219*260*110		275*348*109		275*348*109	
Net Weight (KG)		2.6KG		4.5KG		4.5KG	

GROVOLT

Making solar energy the best source of power

SOLAR STREET LIGHT

GSL-ML Series (200W)

- Aluminum
- Philips SMD3030 96pcs 160lm/W
- Intelligent controller
- 768WH (25.6V30AH)
- 36V/200W
- 625*285*90mm

GSL-TA18 Series (60W-120W-140W)

- Aluminum
- Intelligent controller
- COB 2PCS ,160lm/W
  PhilipsSMD3030 144PCS,160lm/W
  PhilipsSMD3030 216PCS ,160lm/W
- 18V /60W
  18V /120W
  18V /140W
- 12.8V 24AH
  12.8V 45AH
  12.8V 60AH
- 910*350*50mm
  1290*500*50mm
  1559*500*50mm

SOLAR STREET LIGHT

GSL-T6 Series (60W-70W-90W)

Aluminum

Intelligent controller

6V/60W
6V/70W
6V/90W

3.2V 80AH
3.2V 90AH
6.4V 60AH

1100*400*50mm
1250*400*50mm
1450*400*50mm

PhilipsSMD3030 96pcs 160lm/W
PhilipsSMD3030 144pcs 160lm/W
PhilipsSMD3030 192pcs 160lmW

GSL-TR Series (30W-45W-60W)

Aluminum

Intelligent controller

5V /30W
5V /45W
9V /60W

153WH(3.2V48AH)
192WH(3.2V60AH)
256WH)3.2V80AH)

710*250*125mm
1030*250*125mm
1330*250*125mm

PhilipsSMD5050 56pcs 200lm/W
PhilipsSMD5050 84pcs 200lm/W
PhilipsSMD5050 112pcs 200lmW

SOLAR STREET LIGHT

GSL-PRL Series (50W-60W-80W-90W)

Aluminum

Intelligent controller

6V/60W
6V/70W
6V/90W

256WH(3.2V 80AH),
384WH(3.2V120AH)
480WH(3.2V 150AH)

1200*382*65mm
1400*382*65mm
1520*382*65mm

PhilipsSMD5050 72pcs 180lm/W
PhilipsSMD5050 84pcs 180lm/W
PhilipsSMD5050 90pcs 180lm/W

GSL-T Series (35W-45W-60W-80-90W-120W)

Aluminum

Intelligent controller

5V 35W, 5V 45W, 9V 60W, 18V 60W
18V 80W, 18V 90W, 18V 120W

740*300*125mm, 885*300*125mm,
1130*300*125mm, 900*355*125mm,
1250*355*125mm, 978*410*50mm,
1450*410*50mm

PhilipsSMD5050 56pcs 200lm/W
PhilipsSMD5050 84pcs 200lm/W
PhilipsSMD5050 112pcs 200lm/W

SOLAR STREET LIGHT

GST CF5-15W Hybrid

- Aluminum
- Philips SMD505028pcs, 200lm/W
- Intelligent controller
- 3.2V 15000MAH
- 5V/15W
- Warm white/ Cool white

GSL-MTR Series (100W -150W)

- Aluminum
- Philips SMD 5050 72pcs 200lm/W
- Intelligent controller
- 384WH 512WH
- 10V/100W 10V/150W
- Warm white/ Cool white

Solis stands as a global leader in the solar energy industry, excelling in the manufacturing and development of cutting-edge integrated solar solutions. Founded with a visionary goal to make renewable energy universally accessible, Solis emphasizes quality and innovation in producing highly efficient products. Over the years, the company has built a reputation for advanced technologies and robust systems that cater to diverse sectors, ranging from residential to large-scale industrial projects.

Renowned for their reliability, ease of installation, and low-maintenance, Solis products have become the preferred choice for businesses and individuals committed to clean energy. Moreover, Solis takes pride in offering expert consultations and exceptional after-sales support, reinforcing its status as a trusted partner in the global transition toward a sustainable, environmentally-friendly future.

HIGH VOLTAGE INVERTERS

50KW/150V to 800V IP66 (S6-EH3P50K-H)

29.9K/30K/40K/50K

- 2 seconds of 160% overload capability
- Battery real-time monitoring , remote upgrade, and battery healing function to prolong battery life.
- A wide battery voltage range accommodates the prevalent high-voltage lithium batteries found in the market
- Support 200% DC/AC ratio, make full use of PV charging, provide long backup hours

DATASHEET

S6-EH3P(29.9-50)K-H

Models	29.9K	30K	40K	50K
Input DC (PV side)				
Recommended max. PV array size	59.8 kW	60 kW	80 kW	100 kW
Max. usable PV input power	59.8 kW	60 kW	80 kW	96 kW
Max. input voltage	1000 V			
Rated voltage	600 V			
Start-up voltage	180 V			
MPPT voltage range	150-850 V			
Max. input current	3*40 A		4*40 A	
Max. short circuit current	3*60 A		4*60 A	
MPPT number/Max. input strings number	3/6		4/8	
Battery				
Battery type	Li-ion			
Battery voltage range	150-800 V			
Max. charge / discharge power	32.1 kW	33 kW	44 kW	55 kW
Max. charge / discharge current	70 A*2 (1)			
No. of battery inputs	2			
Max. charge / discharge power of each input	32.1 kW	33 kW	35 kW	35 kW
Communication	CAN/RS485			
Output AC (Grid side)				
Rated output power	29.9 kW	30 kW	40 kW	50 kW
Max. apparent output power	29.9 kVA	30 kVA	40 kVA	50 kVA
Rated grid voltage	3/N/PE, 220 V / 380 V; 3/N/PE, 230 V / 400 V			
Rated grid frequency	50 Hz / 60 Hz			
Rated grid output current	45.4 A / 43.2 A	45.6 A / 43.3 A	60.8 A / 57.7 A	76 A / 72.2 A
Max. output current	45.4 A / 43.2 A	45.6 A / 43.3 A	60.8 A / 57.7 A	76 A / 72.2 A
Power factor	>0.99 (0.8 leading - 0.8 lagging)			
THDi	< 3%			
Input AC (Grid side)				
Max. AC passthrough current	90.8 A / 86.4 A	91.2 A / 86.6 A	121.6 A / 115.4 A	152 A / 144.4 A
Rated input voltage	3/N/PE, 220 V / 380 V; 3/N/PE, 230 V / 400 V			
Rated input frequency	50 Hz / 60 Hz			
Input Generator				
Max. input power	29.9 kW	30 kW	40 kW	50 kW
Rated input current	45.4 A / 43.2 A	45.6 A / 43.3 A	60.8 A / 57.7 A	76 A / 72.2 A
Rated input voltage	3/N/PE, 220 V / 380 V; 3/N/PE, 230 V / 400 V			
Rated input frequency	50 Hz / 60 Hz			
Output AC (Back-up)				
Rated output power	29.9 kW	30 kW	40 kW	50 kW
Max. apparent output power	1.6 times of rated power, 2 s			
Back-up switch time	< 10 ms			
Rated output voltage	3/N/PE, 220 V / 380 V; 3/N/PE, 230 V / 400 V			
Rated frequency	50 Hz / 60 Hz			
Rated output current	45.4 A / 43.2 A	45.6 A / 43.3 A	60.8 A / 57.7 A	76 A / 72.2 A
THDv (@linear load)	< 2%			
Efficiency				
Max. efficiency	97.8%			
EU efficiency	97.4%			
BAT charged by PV Max. efficiency	98.5%			
BAT charged/discharged to AC Max. efficiency	97.5%			
Protection				
Anti-islanding protection	Yes			
Output over current protection	Yes			
Short circuit protection	Yes			
Integrated DC switch	Yes			
DC reverse-polarity protection	Yes			
Surge protection	DC Type II / AC Type II			
Integrated AFCI (DC arc-fault circuit protection)	Yes (2)			
General Data				
Dimensions (W*H*D)	530*880*290 mm			
Weight	73 kg			
Topology	Transformerless			
Self-consumption (night)	<35 W			
Operating ambient temperature range	-25 ~ +60°C			
Relative humidity	0-95%			
Ingress protection	IP66			
Cooling concept	Intelligent redundant fan-cooling			
Max. operation altitude	4000 m			
Grid connection standard	G99, VDE-AR-N 4105 / VDE V 0124, EN 50549-1/EN 50549-10, VDE 0126 / UTE C 15/VFR:2019, NTS 631/RD 1699/RD 244 / UNE 206006 / UNE 206007-1, CEI 0-21, C10/11, NRS 097-2-1, TOR, EIFS 2018.2, IEC 62116, IEC 61727, IEC 60068, IEC 61683, EN 50530, MEA, PEA,PORTARIA Nº 140, DE 21 DE MARÇO DE 2022			
Safety/EMC standard	IEC/EN 62109-1/-2, IEC/EN 61000-6-2/-4, EN 55011			
Features				
PV connection	MC4 Quick connection plug			
Battery connection	Terminal connector			
AC connection	Terminal Block			
Display	LCD + Bluetooth + APP			
Communication	CAN, RS485, Ethernet, Optional: Wi-Fi, Cellular, LAN			

oldl.com.ng

HYBRID INVERTERS 1P

6KW/48V, 8KW/48V with screen Ip66
(S6-EH1P6K-L-PLUS) 3K/3.6K/4.6K/5K/6K/8K

- Compatible with generator, extend backup duration during grid power outage
- Ensures excellent power supply stability, keeping the load unaffected by weak grid or generator supply fluctuations
- Multiple inverters can work together to form microgrid
- Automatic switchover time is <4ms, providing seamless transitions from grid connected to backup

DATASHEET

S6-EH1P(3-8)K-L-PLUS

Models	3K	3.6K	4.6K	5K	6K	8K
Input DC (PV side)						
Recommended max. PV array size	6 kW	7.2 kW	9.2 kW	10 kW	12 kW	16 kW
Max. usable PV input power	4.8 kW	5.76 kW	7.36 kW	8 kW	9.6 kW	12.8 kW
Max. input voltage	500 V					
Rated voltage	330 V					
Start-up voltage	90 V					
MPPT voltage range	90-435 V					
Max. input current	16 A / 16 A					
Max. short circuit current	20 A / 20 A					
MPPT number/Max. input strings number	2/2					2/4
Battery						
Battery type	Li-ion / Lead-acid					
Battery voltage range	40-60 V					
Max. charge / discharge power	3 kW	3.6 kW	4.6 kW	5 kW	6 kW	8 kW
Max. charge / discharge current	70 A	80 A	105 A	112 A	135 A	190 A
Communication	CAN/RS485					
Output AC (Grid side)						
Rated output power	3 kW	3.6 kW	4.6 kW	5 kW	6 kW	8 kW
Max. apparent output power	3 kVA	3.6 kVA	4.6 kVA	5 kVA	6 kVA	8 kVA
Operation phase	1/N/PE					
Rated grid voltage	220 V / 230 V					
Rated grid frequency	50 Hz / 60 Hz					
Rated grid output current	13.7 A / 13.1 A	16.4 A / 15.7 A	20.9 A / 20 A	22.8 A / 21.8 A	27.3 A / 26.1 A	36.4 A / 34.8 A
Max. output current	13.7 A / 13.1 A	16.4 A / 15.7 A	20.9 A / 20 A	22.8 A / 21.8 A	27.3 A / 26.1 A	36.4 A / 34.8 A
Power factor	>0.99 (0.8 leading - 0.8 lagging)					
THDi	<2%					
Input AC (Grid side)						
Input voltage range	187-253 V					
Max. input current	21 A	25 A	29 A	32 A	40 A	50 A
Frequency range	45-55 Hz / 55-65 Hz					
Output AC (Back-up)						
Rated output power	3 kW	3.6 kW	4.6 kW	5 kW	6 kW	8 kW
Max. apparent output power	2 times of rated power, 10 s					
Back-up switch time	<4 ms					
Rated output voltage	1/N/PE, 220 V / 230 V					
Rated frequency	50 Hz / 60 Hz					
Rated output current	13.7 A / 13.1 A	16.4 A / 15.7 A	20.9 A / 20 A	22.8 A / 21.8 A	27.3 A / 26.1 A	36.4 A / 34.8 A
Max. AC Passthrough current	35 A	35 A	40 A	40 A	40 A	50 A
THDv (@linear load)	<2%					
Efficiency						
Max. efficiency	96.2%					
EU efficiency	94.7%					
BAT charged by PV/AC Max. efficiency	95.3%/94.5%					
BAT discharged to AC Max. efficiency	94.9%					
Protection						
Ground fault monitoring	Yes					
DC reverse-polarity protection	Yes					
Integrated AFCI (DC arc-fault circuit protection)	Yes (1)					
Protection class/Over voltage category	I / II (PV and BAT), III (MAINS and BACKUP and GEN)					
General Data						
Dimensions (W*H*D)	335*560*227 mm					
Weight	21.6 kg					22.2 kg
Topology	High frequency isolation (for battery)					
Operating ambient temperature range	-40 ~ +60°C					
Ingress protection	IP66					
Cooling concept	Natural convection				Intelligent redundant fan-cooling	
Max. operation altitude	3000 m					
Grid connection standard	NRS 097-2-1, IEC 62116, IEC 61727, IEC 60068, IEC 61683, EN 50530, MEA, PEA					
Safety/EMC standard	IEC/EN 62109-1/-2, EN 61000-6-2/-3					
Features						
DC connection	MC4 plug (PV port) / Terminal Block (BAT port)					
AC connection	Terminal Block					
Display	LCD + Bluetooth + APP					
Communication	RS485, CAN, Optional: Wi-Fi, GPRS, LAN					

oldl.com.ng

ON-GRID INVERTERS 1P

110KW IP66 (S5-GC110K
80K/100K-HV/110K-BHV

- 9/10 MPPTs, max. efficiency 98.8%
- Night SVG function
- AFCI protection, proactively reduces fire risk
- Globally recognised branded componentry for longer life

DATASHEET

S5-GC(80-110)K

Models	80K	100K-HV	110K-BHV
Input DC			
Max. input voltage	1100 V		
Rated voltage	600 V	720 V	
Start-up voltage	195 V		
MPPT voltage range	180-1000 V		
Max. input current	9*32 A	10*32 A	
Max. short circuit current	9*40 A	10*40 A	
MPPT number/Max. input strings number	9/18	10/20	
Output AC			
Rated output power	80 kW	100 kW	110 kW
Max. apparent output power	88 kVA	110 kVA	121 kVA
Max. output power	88 kW	110 kW	121 kW
Rated grid voltage	3/N/PE, 220 V / 380 V, 230 V / 400 V	3/PE, 480 V	3/PE, 540 V
Rated grid frequency	50 Hz / 60 Hz		
Rated grid output current	121.6 A / 115.5 A	120.3 A	117.6 A
Max. output current	133.7 A	132.3 A	129.4 A
Power factor	>0.99 (0.8 leading - 0.8 lagging)		
THDi	<3%		
Efficiency			
Max. efficiency	98.7%	98.8%	
EU efficiency	98.3%	98.5%	
Protection			
DC reverse-polarity protection	Yes		
Short circuit protection	Yes		
Output over current protection	Yes		
Surge protection	DC Type II / AC Type II		
Grid monitoring	Yes		
Anti-islanding protection	Yes		
Temperature protection	Yes		
Strings monitoring	Yes		
I/V Curve scanning	Yes		
Integrated AFCI (DC arc-fault circuit protection)	Yes (1)		
Integrated PID recovery	Optional		
Integrated DC switch	Yes		
Integrated AC switch	Optional		
General Data			
Dimensions (W*H*D)	1050*567*314.5 mm (with AC switch)		
Weight	85 kg		
Topology	Transformerless		
Self-consumption (night)	<2 W		
Operating ambient temperature range	-30 ~ +60°C		
Relative humidity	0-100%		
Ingress protection	IP66		
Cooling concept	Intelligent redundant fan-cooling		
Max. operation altitude	4000 m		
Grid connection standard	G98 or G99, VDE-AR-N 4105 / VDE-AR-N 4110 / VDE V 0124, EN 50549-1, VDE 0126 / UTE C 15 / VFR:2019, CEI 0-21, C10/11, NRS 097-2-1, TOR, EIFS 2018.2, IEC 62116, IEC 61727, IEC 60068, IEC 61683, EN 50530		
Safety/EMC standard	IEC/EN 62109-1/-2, IEC/EN 61000-6-2/-4		
Features			
DC connection	MC4 connector		
AC connection	OT terminal (max. 185 mm^2)		
Display	LCD		
Communication	RS485, Optional: Wi-Fi, GPRS, PLC		

oldl.com.ng

ON-GRID INVERTERS 1P

50KW IP66 (S5-GC50K)
50K/60K



- Max. efficiency 98.7%
- Night SVG function
- Intelligent redundant fan-cooling
- Globally recognised branded componentry for longer life

DATASHEET S5-GC(50-60)K

Models	50K	60K
Input DC		
Max. input voltage	1100 V	
Rated voltage	600 V	
Start-up voltage	195 V	
MPPT voltage range	180-1000 V	
Max. input current	5*32 A	6*32 A
Max. short circuit current	5*40 A	6*40 A
MPPT number/Max. input strings number	5/10	6/12
Output AC		
Rated output power	50 kW	60 kW
Max. apparent output power	55 kVA	66 kVA
Max. output power	55 kW	66 kW
Rated grid voltage	3/N/PE, 220 V / 380 V, 230 V / 400 V	
Rated grid frequency	50 Hz / 60 Hz	
Rated grid output current	76.0 A / 72.2 A	91.2 A / 86.6 A
Max. output current	83.6 A	100.3 A
Power factor	>0.99 (0.8 leading - 0.8 lagging)	
THDi	<3%	
Efficiency		
Max. efficiency	98.7%	
EU efficiency	98.3%	
Protection		
DC reverse-polarity protection	Yes	
Short circuit protection	Yes	
Output over current protection	Yes	
Surge protection	DC Type II / AC Type II	
Grid monitoring	Yes	
Anti-islanding protection	Yes	
Temperature protection	Yes	
Strings monitoring	Yes	
I/V Curve scanning	Yes	
Integrated AFCI 2.0	Optional	
Integrated PID recovery	Optional [2]	
Integrated DC switch	Yes	
General Data		
Dimensions (W*H*D)	691*578*338 mm	
Weight	53.7 kg	
Topology	Transformerless	
Self-consumption (night)	<1 W	
Operating ambient temperature range	-25 ~ +60°C	
Relative humidity	0-100%	
Ingress protection	IP66	
Noise emission (typical)	<55 dB(A)	
Cooling concept	Intelligent redundant fan-cooling	
Max. operation altitude	4000 m	
Grid connection standard	G99, VDE-AR-N 4105 / VDE V 0124, EN 50549-1, VDE 0126 / UTE C 15 / VFR:2019, RD 1699 / RD 244 / UNE 206006 / UNE 206007-1, CEI 0-21, C10/11, NRS 097-2-1, EIFS 2018.2, IEC 62116, IEC 61727, IEC60068, IEC 61683, EN 50530	
Safety/EMC standard	IEC 62109-1/-2, IEC62116 & IEC 61000-6-1/-2/-3/-4	
Features		
DC connection	MC4 connector	
AC connection	OT terminal (max. 70 mm^2)	
Display	LCD, Capacitive touch buttons	
Communication	RS485, USB, Optional: Wi-Fi, GPRS	

oldl.com.ng

Projects

Explore the extensive range of renewable energy projects by Onyxline, a leader in delivering advanced solar solutions designed to meet the highest industry standards. Backed by robust warranties of up to ten years and comprehensive nationwide service across Nigeria, ensuring that your investment in solar energy is both secure and profitable. With a strong focus on quality, reliability, and customer satisfaction, Onyxline is dedicated to providing innovative solutions that offer long-term savings and contribute to a sustainable future. Trust us to power your home or business with cutting-edge technology and unparalleled support, making your transition to renewable energy seamless and worry-free.

www.oldl.com

Onyx line
DISTRIBUTION LIMITED

Leading in Power solution projects

Residential

Commercial

Industrial

Home and Residential Power Solutions

Backup storage – Grid – Solar

Design and installation of home and residential power solutions with consultants and specialists for home and residential projects with back up time depends on the client's needs.

Design and installation with consultants and specialists for home and residential projects with back up time depends on the client's needs. Residential systems are typically compact, designed to maximize energy production within a limited space without being overly intrusive. An average residential solar system might range from 6 to 100 kW, depending on the household's energy needs and roof space.

The diagram is a simple system that designed for some projects needs single phase systems and three phase systems with different capacities depending on the site inspections .

Single Line Diagram hybrid 36KW up to 72kw with storage system 60kwh up to 160wh

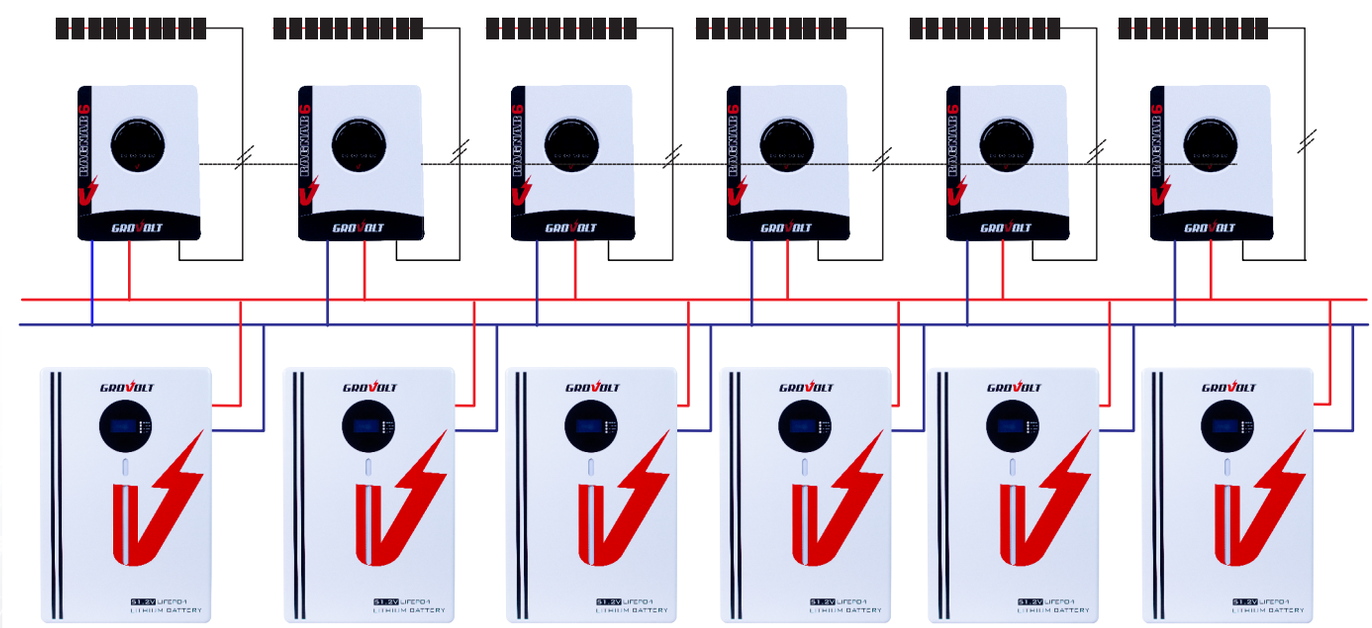

Projects

Hybrid Power Solution

Backup storage – Grid – Solar

Residential & commercial Design and installation of a hybrid power solution with consultants and specialists for on hybrid projects with back up time depends on the clients needs.

An explanatory diagram for a project of up to 100s watts with a monitoring and control system to achieve the optimal work between the solar , battery and utility or generators then a hybrid solar system has many benefits cost-savingn energy independence.

Single Line Diagram Hybrid System 100KW - 400kwh

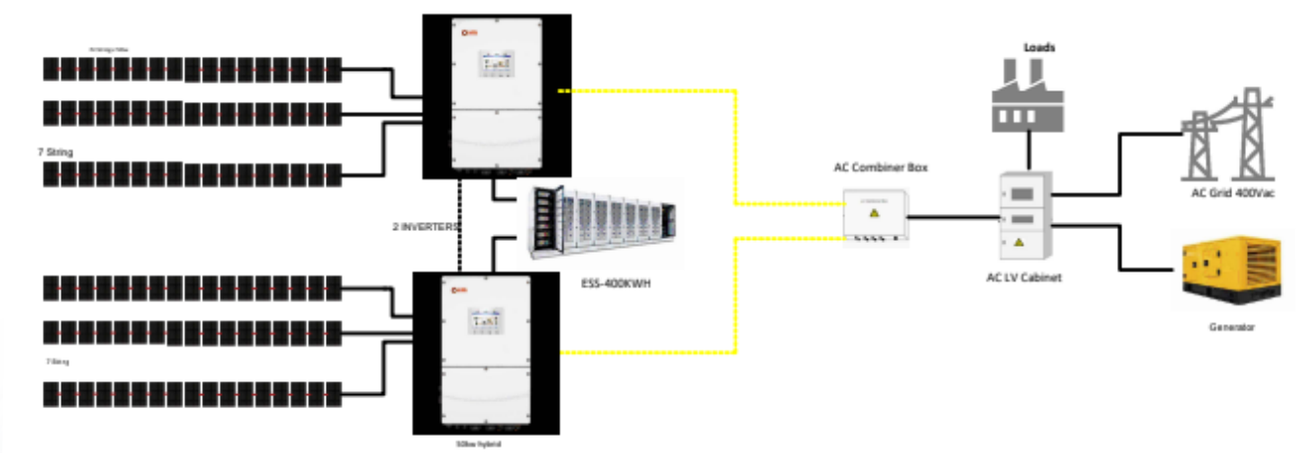

By remaining connected to the grid, you can get power if your panels aren't currently getting sunlight and the energy has been pulled from your battery, it is fitted with company uses, offices ,banks and education buildings, that clear the cost is higher than on grid system and return on investment, not exceeding 4-5 years and with a guarantee of no less than 20 years of the system and its efficiency

Projects

Off-Grid Solar Solution

Backup Storage – Solar

Design and installation of off grid solar solution with consultants and specialists for on off grid projects with backup time 24/7.

An explanatory diagram for a project of up to 100s watts with a monitoring and control system to achieve the optimal work between the solar and batteries. Mini-grids are an ideal solution for low- and medium-density areas, providing electricity to rural communities and businesses more economically than extending a centralized grid. These systems are particularly valuable in connecting millions of people worldwide who currently lack access to electricity.

A mini-grid designed for up to 100 watts uses a monitoring and control system to optimize the interaction between solar panels and batteries, ensuring efficient energy use.

The explanatory diagram shows how the system balances solar power and battery storage, maximizing reliability and minimizing costs. Although mini-grids have a higher upfront cost compared to on-grid and hybrid systems, the return on investment is generally achieved within 5-6 years. With a 20-year guarantee on the system's efficiency, this investment is both reliable and long-lasting. These systems are particularly beneficial in areas where grid extension is impractical, offering a sustainable solution for energy independence and economic growth.

Projects

On-Grid Solar Solution

Industrial & Commercial Solutions

Design and installation of an on grid solution with consultants and specialists for on grid-grid tie projects with the utility with or without exporting to it.

An explanatory diagram for a project of up to megawatts with a control system to achieve the optimal work between the network for the utility , generators and the solar system while maintaining the work of the generator at its lowest rate to maintain its shelf life and reduce consumption from the utility by 100% during the anytime hours and 70% of the consumption of generators in the case Its operation in emergency cases, and in this case the benefit rate is more than 40% in work situations 24 hours, with a rate of more than 90% in work situations during daylight hours only, at lower costs and return on investment, not exceeding 3 years and with a guarantee of no less than 20 years of the system and its efficiency.

Single Line Diagram Ongrid System 1000KW

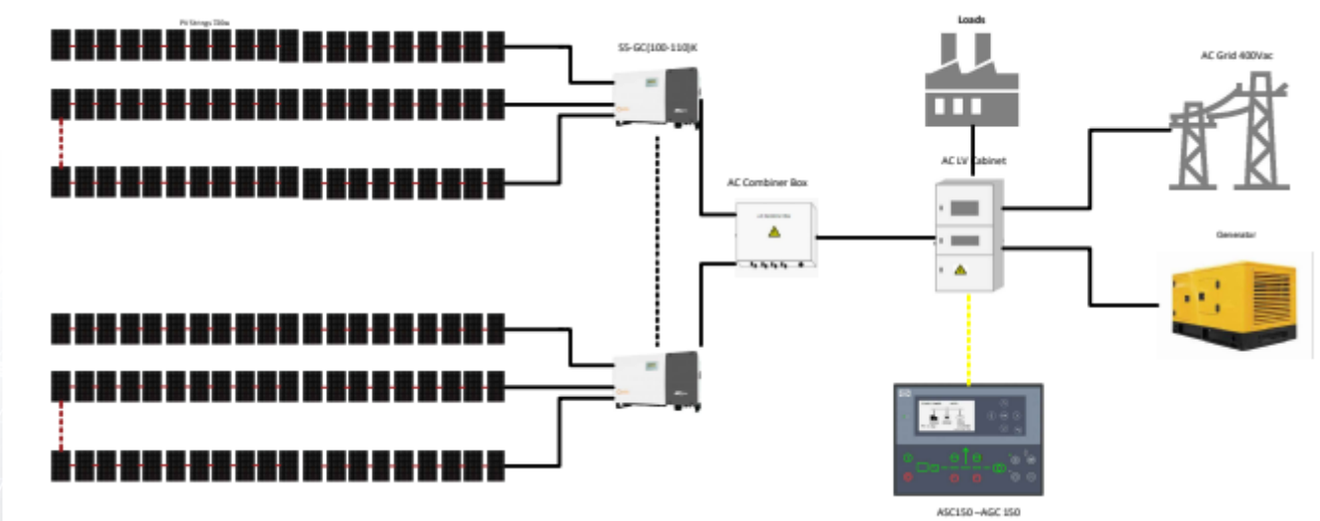

Tiger Brand is a leading force in the power solutions industry, offering a diverse array of top-tier products designed to address a wide spectrum of energy needs. Their portfolio includes reliable dry cell batteries, state-of-the-art online UPS systems, and robust DC UPS solutions.

Dry Cell Batteries: Known for their durability and long-lasting power, Tiger Brand's dry cell batteries are perfect for both consumer and industrial applications, delivering consistent energy when it's needed most.

Online UPS: Tiger Brand's online UPS systems are engineered to provide uninterrupted power and protect against electrical disturbances. With advanced features and reliable performance, these systems are essential for keeping critical equipment running smoothly during power outages and fluctuations.

DC UPS: Offering dependable DC power backup, Tiger Brand's DC UPS solutions are ideal for sensitive electronics and telecommunications equipment, ensuring seamless operation with stable power delivery.

Through a combination of innovation and uncompromising quality, Tiger Brand delivers power solutions that guarantee reliability, efficiency, and peace of mind to users around the world.

ONLINE UPS

TG-1KVA / TG-3KVA/ TG-6KVA/ TG-10KVA

- Capacity from 1KVA to 10KVA
- High Frequency Smart Online UPS
- Smart RS-232
- Single Phase
- LED Display
- Frequency Range 47Hz-53Hz or 57Hz – 63Hz

Technical Sheet

Online High Frequency UPS					
Model	**TG-1KVA**	**TG-2KVA**	**TG-3KVA**	**TG-6KVA**	**TG-10KVA**
Phase	Single-phase				
Capacity	1000VA/800W	2000VA/1600W	3000VA/2400W	6000VA/5400W	10000VA/9000W
Input					
Voltage Range	110-300VAC in 50% load 160-300VAC in 100% load			110-300VAC in 50% load 176-300VAC in 100% load	
Input Return Voltage	110-300V				
Frequency Range	40Hz -70Hz				
Power Factor	100% load ? 0.95	100% load ? 0.97	100% load ? 0.97	100% load ? 0.99	
Output					
Output Voltage	220VAC± 1%£¨208/220/230/240 the panel is adjustable £©				
Voltage range (Batt. Mode)	±1%				
Frequency Range (Sync Calibration Range)	47Hz- 53Hz or 57Hz - 63Hz				
Frequency Range (Batt. Mode)	50 Hz（60Hz optional）± 0.25 Hz				
Surge Ratio	3: 1				
Harmonic Distortion	?3% THD(linear load) ?6% THD (Nonlinear load)				
Transfer Time (AC to DC)	0ms				
Transfer Time (inverter to bypass)	4 ms(standard)				
Waveform	Pure sine wave				
Battery					
Standard Model Battery Type	12V/7AH			12V/7AH	
Standard Model Battery Quantity	3	6	8	16	20
Standard Model Charging Current	1.0A(Max)			1-10A selected	
Standard Model Charging Voltage	41.0VDC ± 1%	82.1VDC ± 1%	110VDC ± 1%	220VDC ± 1%	275VDC ± 1%
Long Run Model Battery Type	Depends on the buyer				
Long Run Model Battery Quantity	3	6	8	16	16
Long Run Model Charging Current	6A	4A or 8A (standard is 4A)		1-10A selected	
Long Run Model Charging Voltage	41.0VDC ± 1%	82.1VDC ± 1%	110VDC ± 1%	220VDC ± 1%	
Protection against					
Full time lightning protection, noise and surge protection;					
Output short circuit protection and overload protection					
Appearance					
LCD Display	Using LCD display, the status parameters at a glance; Load level, battery capacity, AC Mode, battey mode, bypass mode, fault indication				
Alarm					
Battery Mode	Alarm beeps every four seconds				
Low Battery	Alarm beeps every second				
Overload	Alarm beeps every second				
Fault	Alarm beeps continuously				
interface					
Smart RS232 interface(USB interface to communicate with engineer)					
Environment					
Temperature And Humidity	Humidity 20-90%, temperature 0-40°C (non-condensing)				
Noise(dB)	< 50dBA at one meter distance				
Control Management					
Smart RS-232	Support Windows® 2000/2003/XP/Vista/2008,Windows® 7/8,Linux,Unix				
Optional SNMP	Power Management supports SNMP management and network management				
External Dimension					
Standard Model Dimension(mm)	352*145*213	450*192*335		450*192*670	
Standard Model Weight(KGS)	N.W:10.9	N.W:23.7	N.W:27.7	N.W:26.7	N.W:31
Long Run Model Dimension(mm)	352*145*213	450*192*335		450*192*335	
Long Run Model Weight(KGS)	N.W:5.8	N.W:12.6	N.W:13	N.W:14.6	N.W:15
Warranty					
15months warranty on Spare Parts					
Certification					
ISO9001/ISO14001/CE Certification					

UPS BATTERIES

SUITABLE FOR

- UPS
- EPS
- Emergency Light
- Railway Signal
- Aircraft Signal
- Security System

DC Mini UPS

8800AH (TDC-1100)

- High capacity lithium battery
- Built-in adapter
- 2 USB Socket
- POE can transmit power and simplify wiring
- Intelligent circuit design

NETWORKING SOLUTIONS

TP-Link is a world-renowned leader in networking and smart home solutions, known for its unwavering commitment to delivering reliable and innovative technology. Established in 1996, TP-Link offers an extensive range of networking devices, including routers, switches, and access points, designed to enhance connectivity and simplify network management for both homes and businesses.

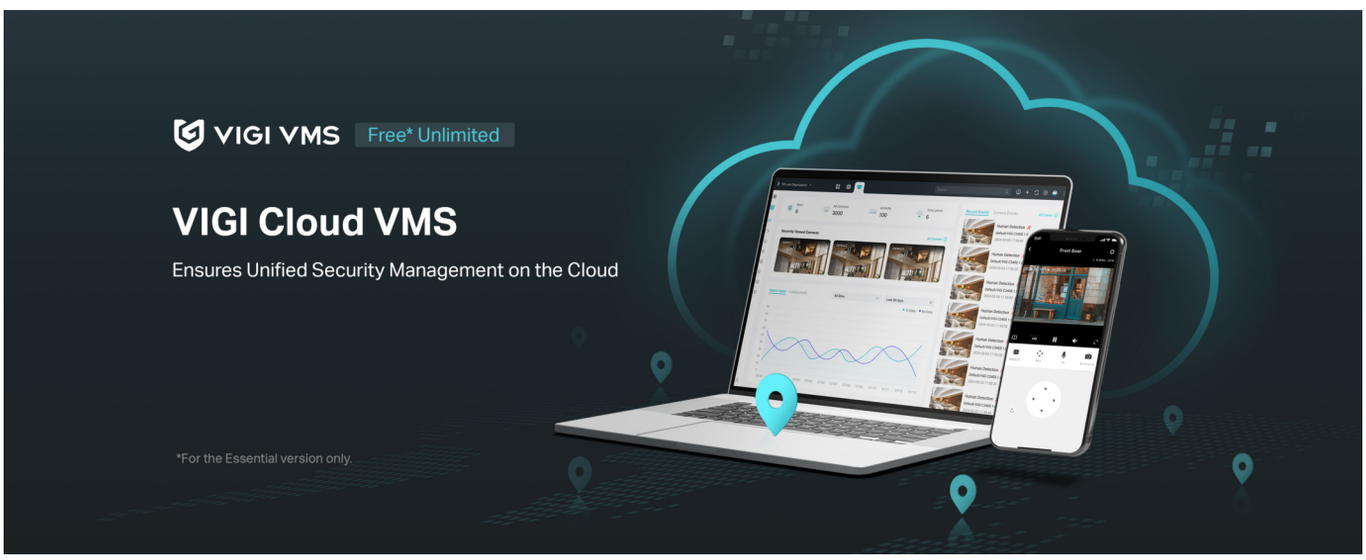

The company also excels in smart home technology, offering a wide selection of devices such as smart plugs, cameras, and lighting solutions. By integrating cutting-edge technology, TP-Link enhances everyday living with seamless and secure connectivity. Their ongoing dedication to research and development ensures that their products offer the latest in performance and security, meeting the evolving needs of an increasingly connected world.

With a strong focus on quality and customer satisfaction, TP-Link remains a trusted brand, empowering users to achieve efficient and secure connectivity through high-performance networking and smart home solutions.

tp-link

Embrace the digital era with confidence

Festa - A Networking Solution Built For Small Business, No IT Required

Festa offers business-class features with consumer-inspired simplicity.
Our free cloud-based centralized management is accessible via the Festa app or web, providing essential features for small businesses without the complexity required by l arger-scale operations.

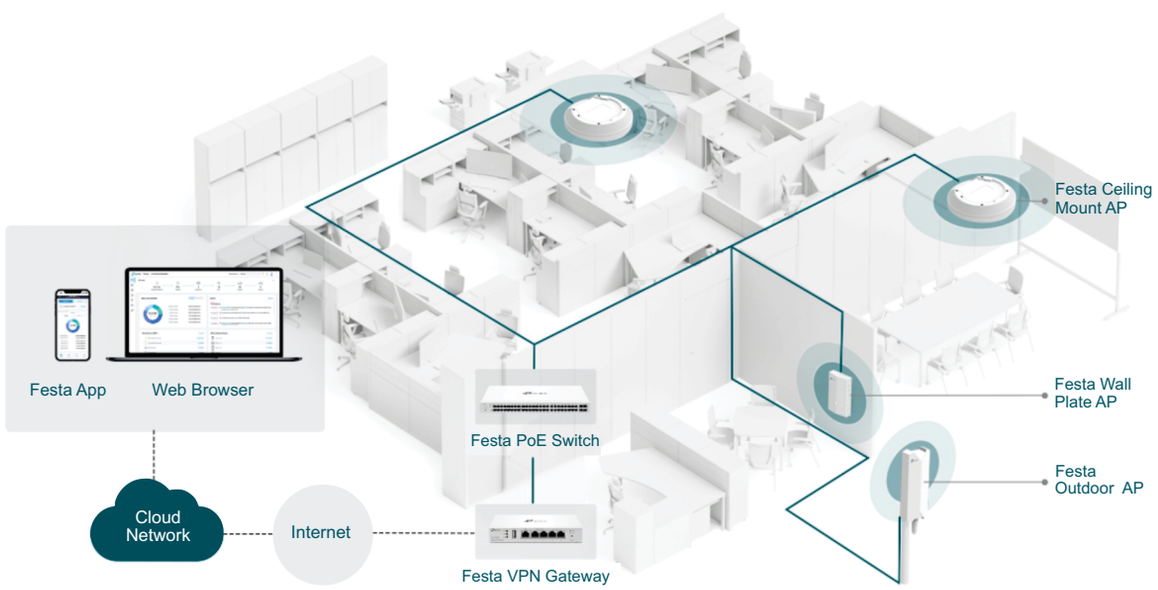

Free Centralized Management via Cloud

Festa App for Easy Setup and Management

Zero-Touch Provisioning (ZTP)

Self-Organizing Network (SON)

Omada Pro - Energy-Engineered for Enterprise Verticals

Omada Pro is our enterprise-grade product line designed to meet the high-capacity, security, and management needs of various industries.

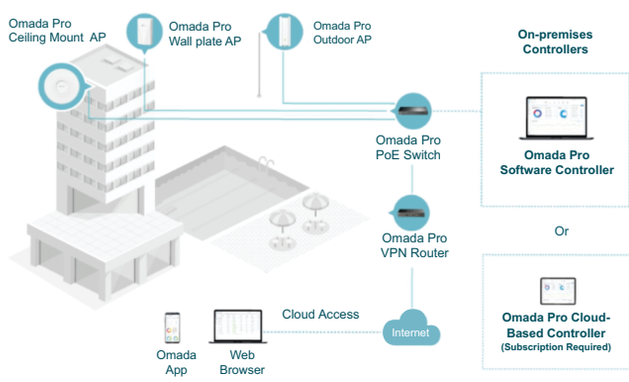

MDUs

Hospitality

Public Works

Catering

Manufacturing

Retail

Our Presence

Nothing motivates us more than seeing our products installed around the world putting smile on the faces of our customers for years on end.
That's what drives us.

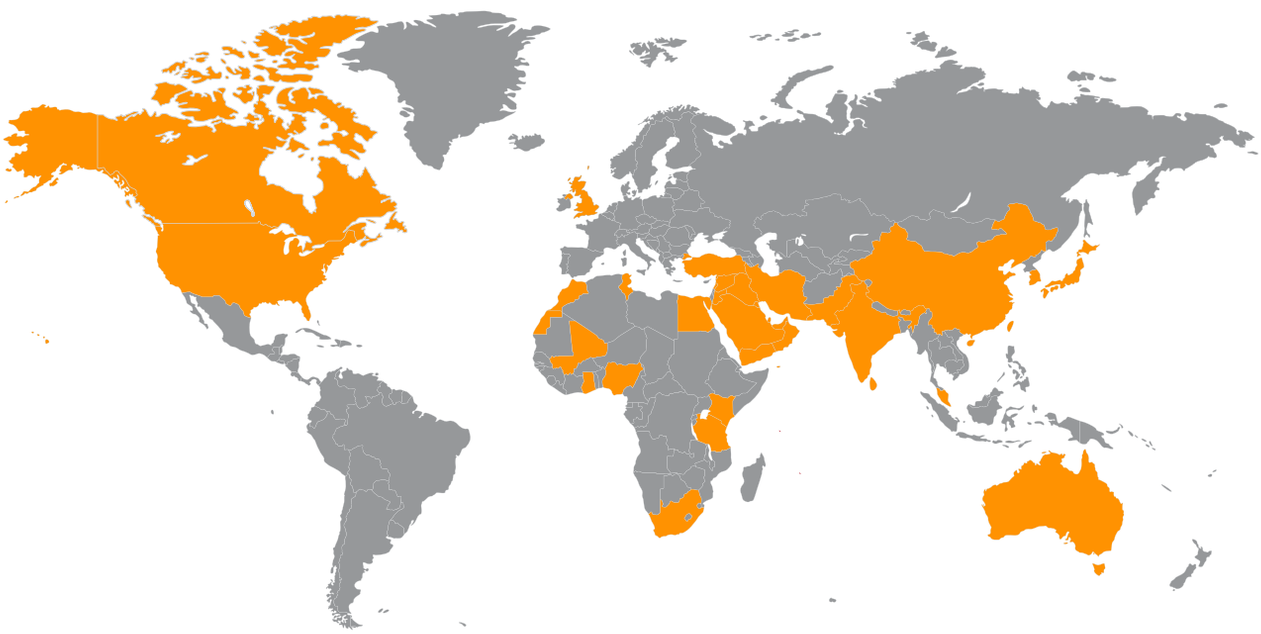

- Nigeria
- South Africa
- UAE
- Saudi Arabia
- Syria
- Lebanon
- Turkey
- Morocco
- Tunisia
- Tanzania
- Kenya
- Ghana
- India
- Iraq
- China
- Bangladesh
- USA
- Canada
- UK
- Pakistan

ONYXLINE DISTRIBUTION LIMITED
Address: Ikeja, Lagos-Nigeria.
Tel: +234-9044999922
Web: www.oldl.com.ng